

浙江中控技术股份有限公司

环境、社会和公司治理(ESG)报告

Environment, Social and Governance Report

2022

&





2022 1 1 12 31 " " ,



" " " " " " " "



2022



www.supcontech.com

www.sse.com.cn

309

0571-88851888

0571-86667555

Email supcon@supcon.com

1.1



2022



2 --

<

>

2 —

2021

GRI

()

ISO 26000:

2022

i-OMC

" 135 "

APEX

35

35

" "

19.36

" "

2022

"

"

" "

" "

2013-2022

1%



		688777.SH	1999						
	"	"							
	DCS	SIS							
			" 135				1		
5S +S2B	3			i-OMC			+		
APP		APEX	5T PT	ET	OT		AT		
IT				2022		" 5S +S2B			
	"								
2022		DCS	36.7%						
SIS		29.0%					MES		
19.5%							APC		

		33.2%							
	2.7			EBO					
	" "								
								50	
		Petronas	EGAT	Sinar Mas					

)%

7 1 6 1 44-
70 3 1 3

		7
		1
	fl	14.29
		5
	fl	71.43

2.2

7 3 42.86% 4
10 2/3
15 33
29

)%

3 1 2022 8

) %

" "

2 1116

T Q

2022

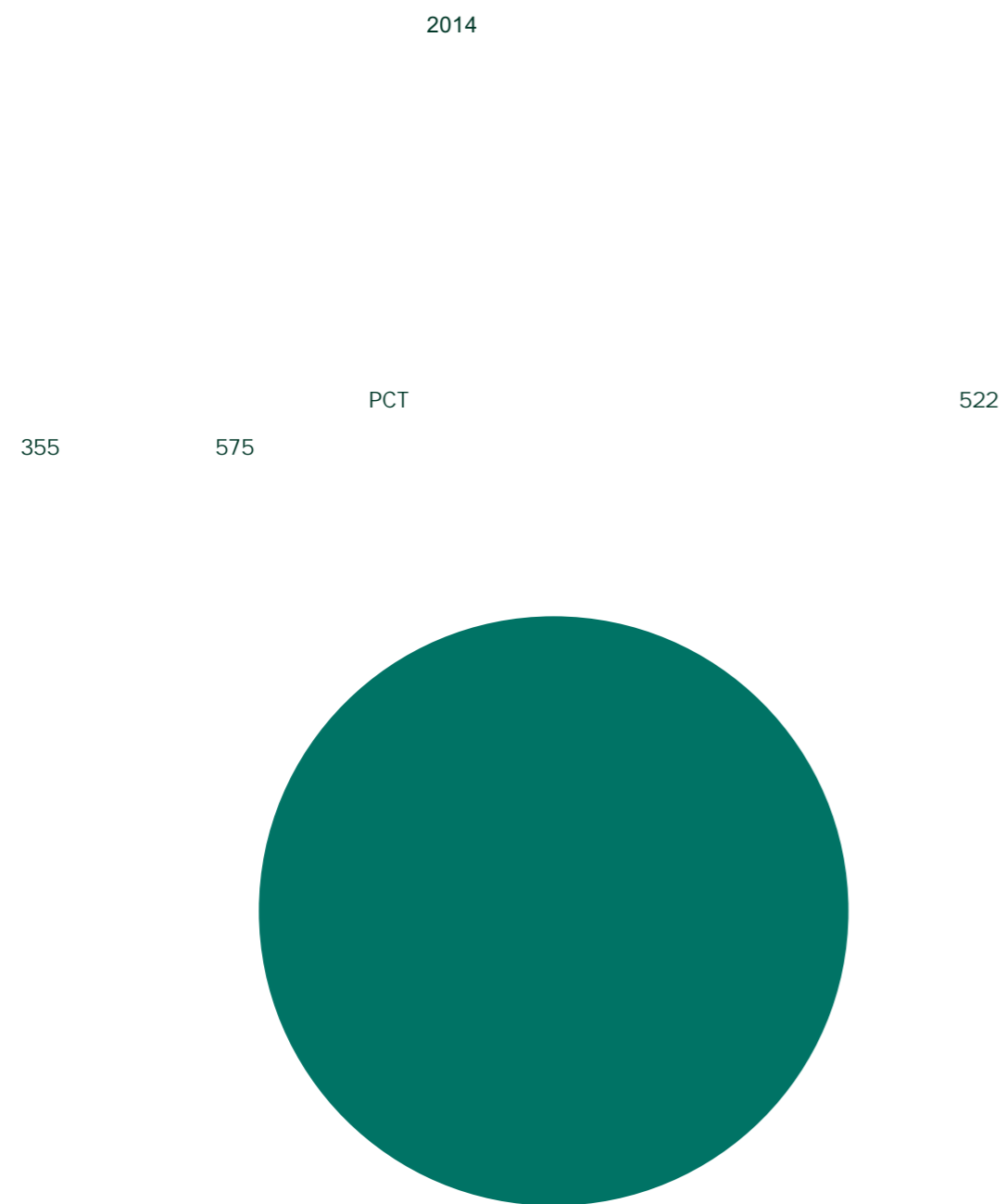
" 500 "

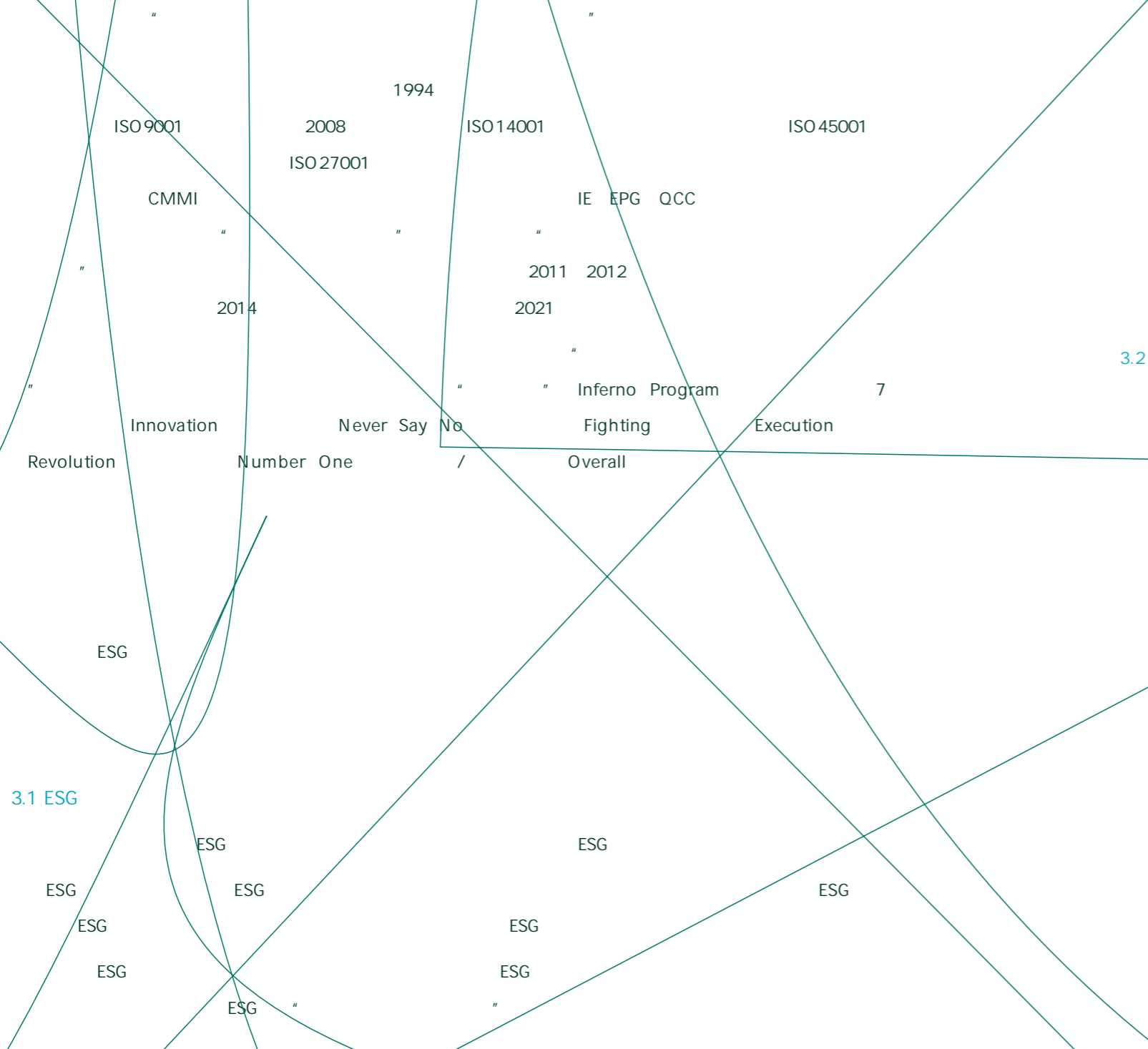
6

" "


23

2.6





ESG



3.3

ESG

ESG

www.sse.com.cn

ESG

ESG

ESG

+%:

InPlant OTS V4.0

70%

3.0+ 4.0"

2.7

" 5T"

+

4.2

2022 " 135 "
i-OMC "
+ APP" " APEX "
" 5S +S2B "

" + APP"
APP

20

4.3

2013-2022

311

19.36

2022


2022

"

"

5.1

ISO14000



5.2

EHS

" 11

0.83%

5.3

5.4

3,577

13%



19.06%

1.81%

5.5

" 2022

"

"

"



								1,624,700	1,479,270	1,163,970
						/		0.0015	0.0017	0.0022
						/		3,878.27	3,856.26	3,306.31
						/	/	0.0072	0.0085	0.0105
						%		0.57	16.63	10.95
						/		155.08	122.22	81.74

“ + + ”
15.8%
%

19%

2022

Item	Unit	Value	Standard
*	mg/m ³	2.2	—
*	mg/m ³	3.1	20
*	kg/h	9.51×10 ³	—
	mg/m ³	<3	—
	mg/m ³	/	50
	kg/h	/	—
	mg/m ³	77	—
	mg/m ³	105	150
	kg/h	0.326	—
		<1	1
	3mg/m ³	GB13271-2014	3 ẽ

2022

Item	Unit	Value	Standard
*	mg/m ³		
*			
*			
*			

	"	"	
		1.67	100%
22	0.962	100%	

-%

2022



	2022	2021	2020
	6117	5057	4093
%	100	100	100
%	100	100	100

- %

2022

" " "

" 2022 "

" 2022 "

" MOKA" 2022

" " 2022 "

	2022
	6,117
	4,782
	1,335
	1,617
	3,866
	611
	23
	6,005
	112
30	2,801
31-50	3,123
50	193
%	12.50
%	12.61
%	23.26

	2022
	% 16.40
	% 17.0
	% 14.6
30	% 21.7
31-50	% 31.1
50	% 6.8
	% 16.3
	% 22.5

6.3

ST Staff Team

ST

lianzheng@supcon.com

2022 4

- %

" "

2022

43

2021 9

2022

95%



EAP

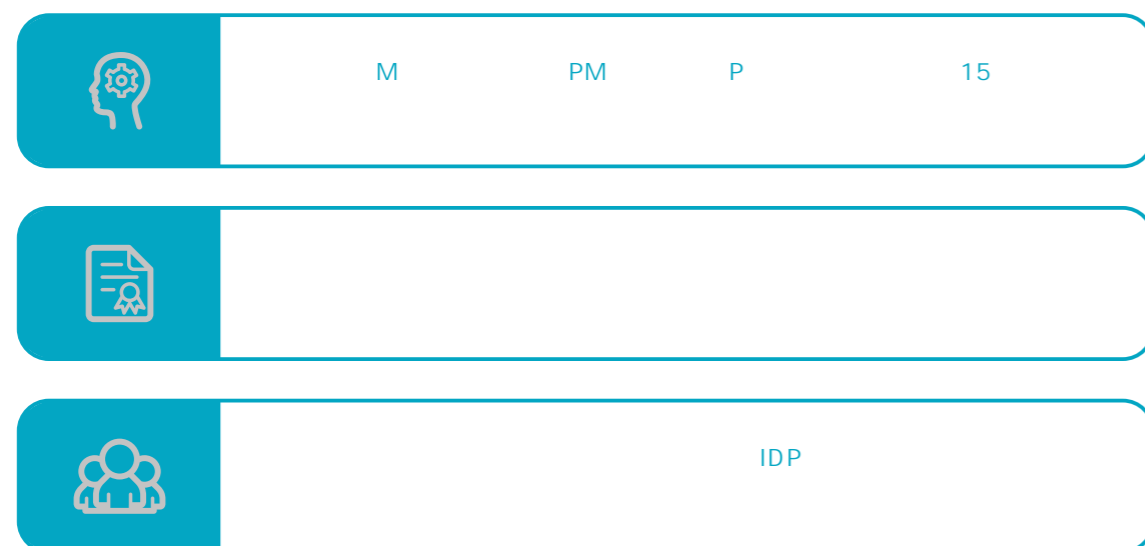


164


500



6.5



6.6



	2022
	2,720
*	165,473
	27.05
%	56.38
	19.15
%	49.74
	17.68
%	78.22
	33.12

2022

21

4 21

3000

" " "

- %

99%。

" HR

" "

"


- %

4

)'' /

& &







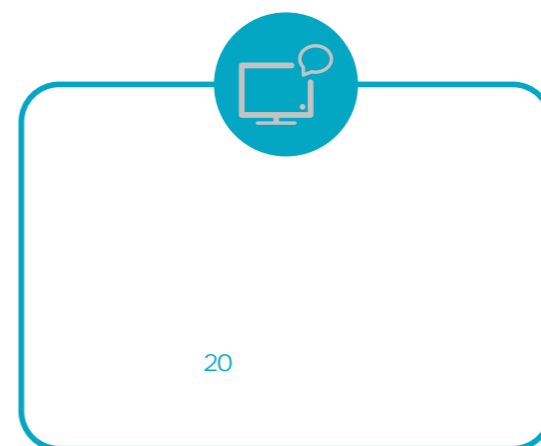
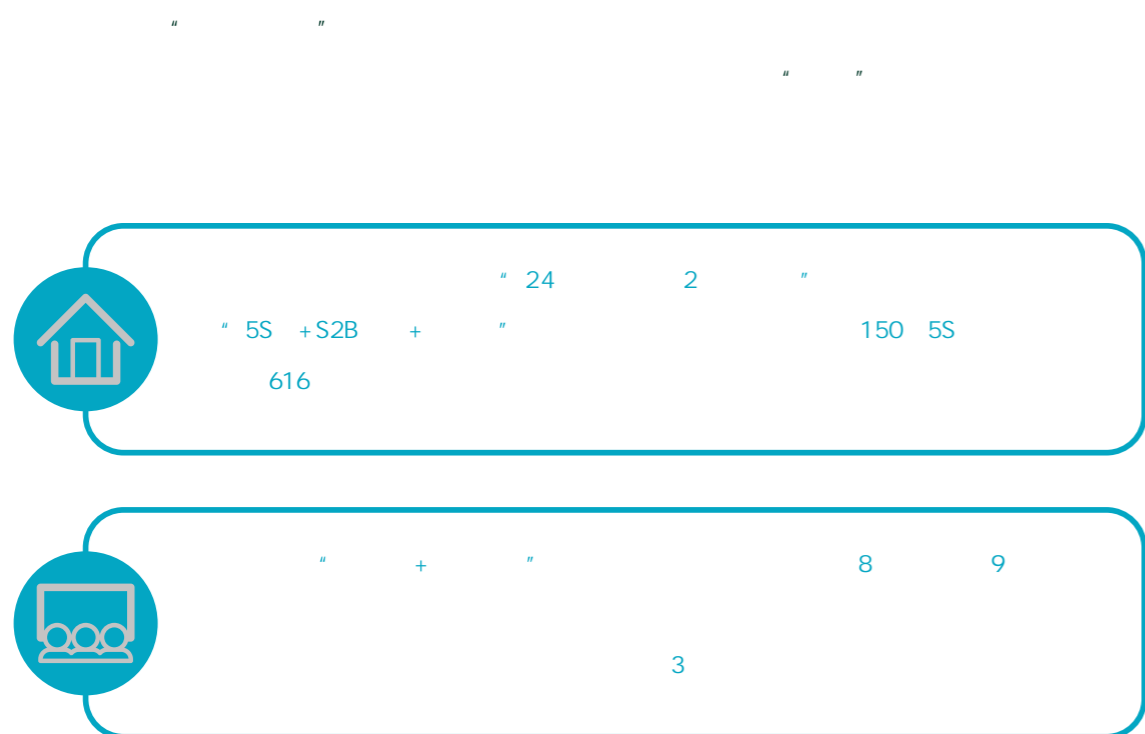
23

24


.....



8.1



8.2



2022 6 22

	2022	IPD	ISC	ITR	/%	
TQ&SM						" " " "
	IATF16949					
627	40					ISO27001
DMAIC	88	2022	139	173%		
	19		180	—		
	"	AI713-H	"	"		
	"					
	"			AAA	"	

8.4

8.5

100%

6

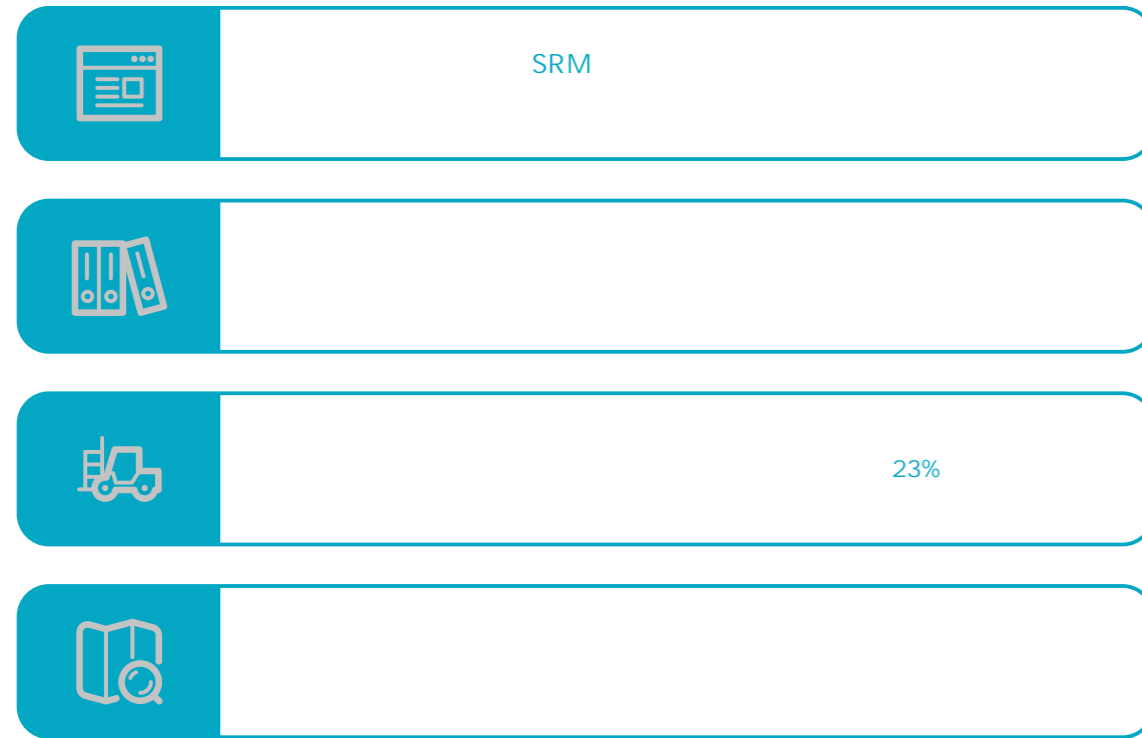
10

87.60 NPS

61.9%

10 31


9.1



9.2

/
ISO 14001 ISO 45001
Rohs

9.3



10.1 135

" 135 " " 135" 1 5S +S2B 3

i-OMC + APP APEX 5T

" 5S +S2B "

5S Solutions Sales Spare parts Service Specialists
S2B Service to Business

" 5S +S2B "

616 24 2022 10 " 5S +S2B 5S 150
" 2022 "


" + APP"

" + APP" 200 APP

3600

i-OMC 2022 7 i-OMC "


10.3



11.1

2022

19	2022	14,000ml	
4		83	
			15
		44	



GRI GRI 1 2021

GRI			
	2-1		1.3
	2-2		1.1
	2-3		1.1
	2-6		1.3
	2-7		
	2-9		2.1 2.2 2.3
			ESG
	2-10		2.1 2.2
	2-12		3.1 ESG
GRI 2	2021		
	2-13		3.1 ESG
	2-14		3.1 ESG
	2-15		3.2
	2-16		3.2
	2-25	3.3	5.3 8.4
	2-26	6.7	8.1 8.5
	2-27	5.1 7.1	6.1 8.3
	2-29	2.5	3.2 3.3
GRI 3	2021		
	3-1		3.2
	3-2		3.2
	3-3	4.3	6.4
GRI 201	2016	201-1 201-2	- 4.3
	201-3		6.4

GRI		
GRI 414	3-3	9.2
	414-1	9.2
	2016 414-2	9.2
GRI 416	3-3	8.2
	416-1	8.2
GRI 417	3-3	8.1
	2016	8.2
	417-1	8.2



	2022	2021	2020
	6,623,856,546.82	4,519,412,479.43	3,158,743,441.86
	1.61	1.18	0.95
	797,929,183.55	581,664,803.55	423,273,359.35
	683,015,627.34	449,444,181.77	324,838,720.00
	360,264,879.91	140,530,507.62	695,643,691.40
	% 16.44	13.79	19.21



	2022
	7
	1
	% 14.29
	3
	% 42.86
	5
	% 71.43
	3
	10
	8
	15

		2022	2021	2020

④

	2022	2021	2020
	693,019,197.21	496,671,293.01	362,027,515.73
%	10.47	10.99	11.46
	2,092	1,730	1,385
%	34.20	34.21	33.84
	78	58	368
	65	62	74
	352	300	200
	134	83	40
	0	0	0

地址：杭州市滨江区六和路309号中控科技园

电话

